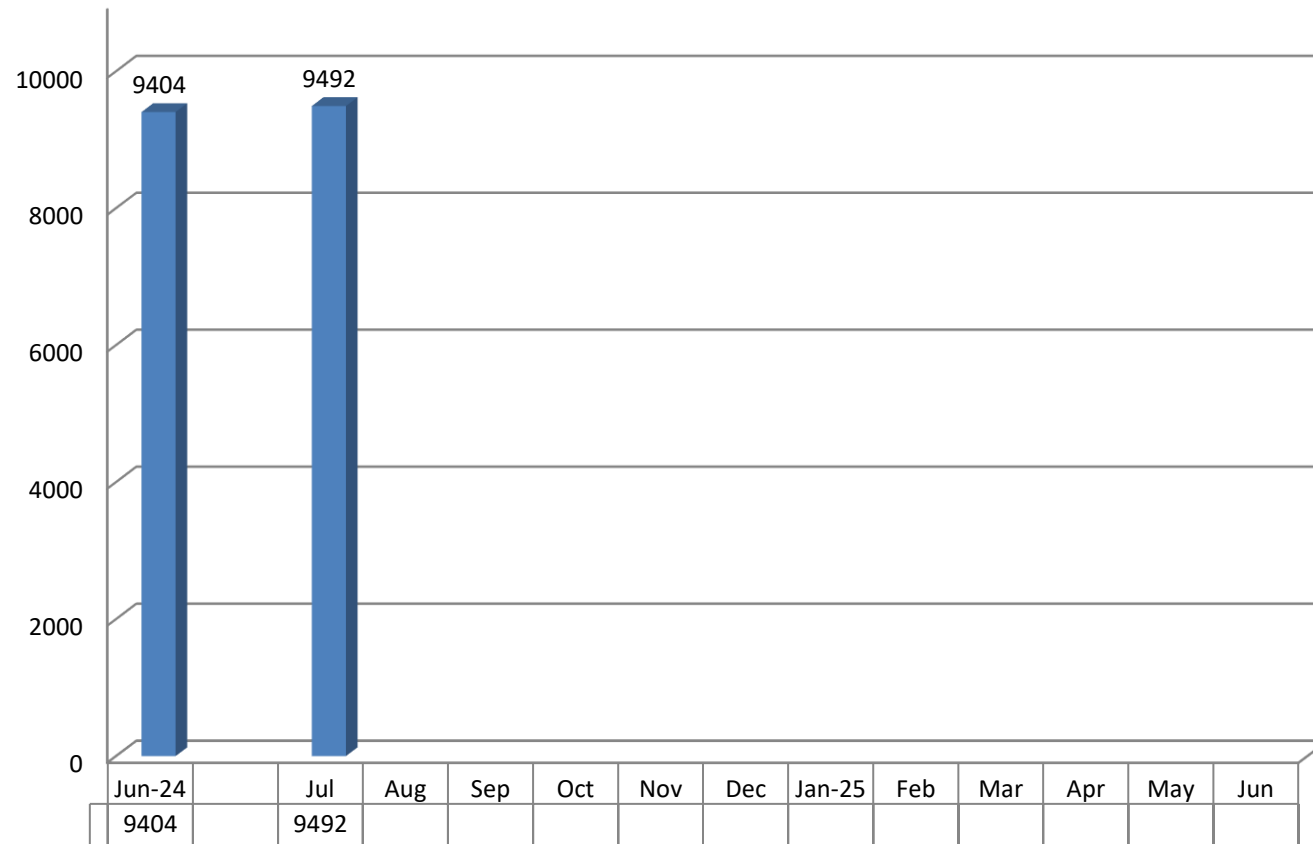


**Kansas Department of Corrections**  
**Graphic Highlights -- Monthly Resident Population Report: (July, 2024)**  
**End-of-Month Resident Population: FY 2025 To-Date**



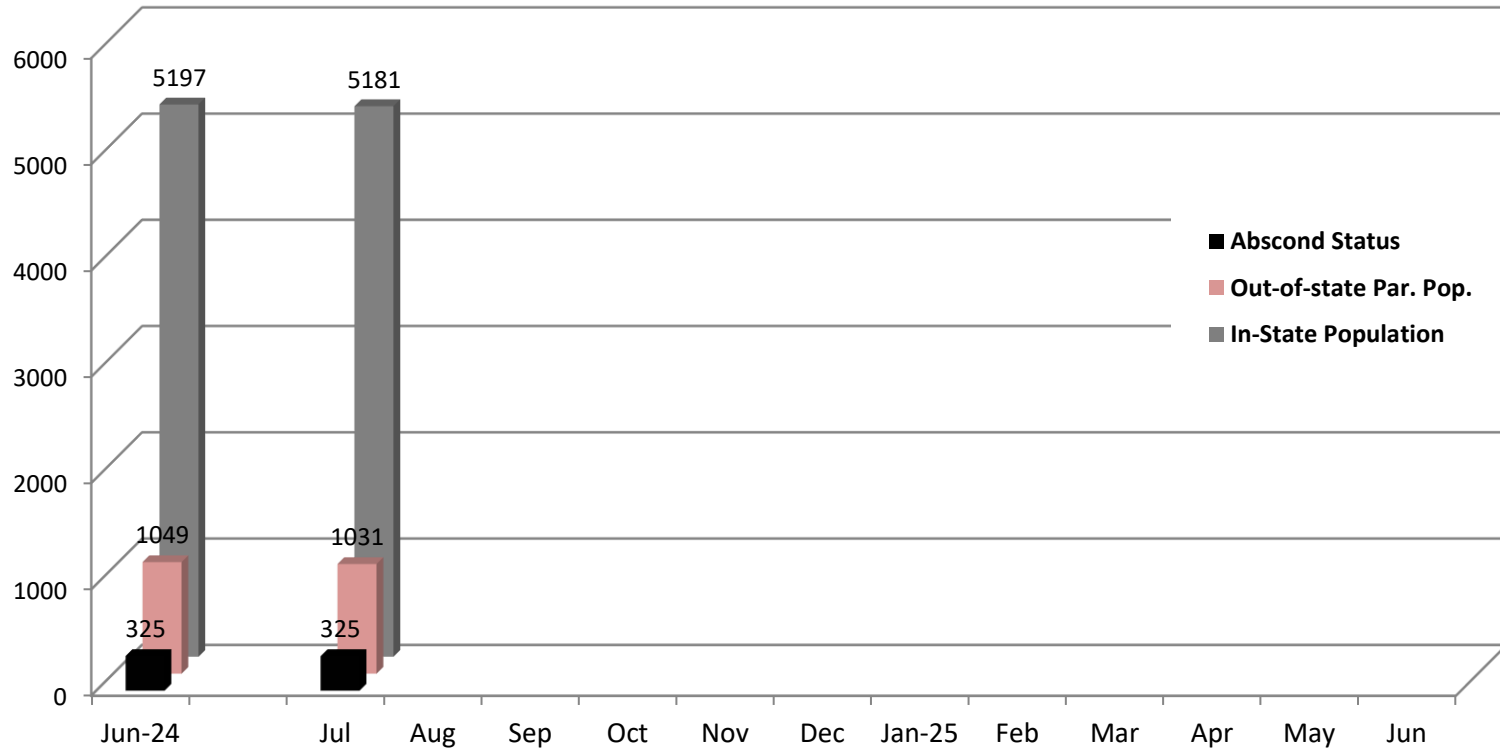
Change from Prev. Mo : 88

Change from June, 2024 : 88

*\*Figures reflect the total inmate population (combined DOC and Non-DOC facility populations) as shown on OMIS rpt - ISR0333 page1.*

**Kansas Department of Corrections  
Graphic Highlights -- Monthly Resident Population Report (July, 2024)**

**Components of the End-of-Month Population Under Post-Incarceration Management:  
FY2025**



In-State Population  
(Change):

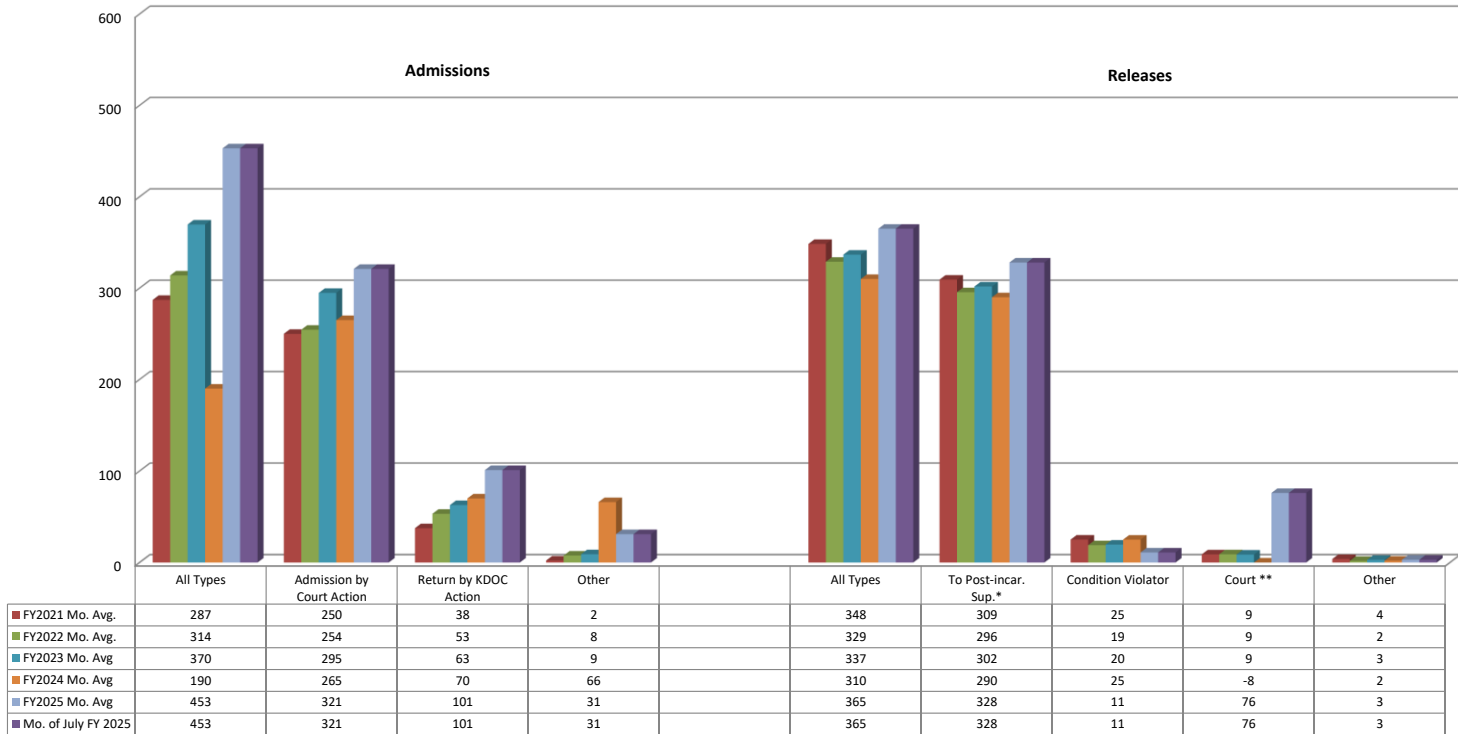
Change from Prev. Month: 8

Change from June, 2023 : -24

*\*In-state population is comprised of Kansas offenders supervised in Kansas and out-of-state offenders supervised in Kansas. Out-of-state population is comprised of Kansas offenders supervised out-of-state. Those on abscond status have active warrants (whereabouts unknown)*

*Note: The number of parole offenders drastically reduced in August due to the Justice Reinvestment Initiative which you may read more about at the following website:  
<http://www.doc.ks.gov/victim-services/justice-reinvestment> (data are from the OMIS rpt: ISR0333 page 2: parole population)*

**Number of Admission and Release Events Per Month (by Major Category): Comparison of FY2021, FY2022, FY2023, FY2024, and FY2025 Monthly Averages with Current Month's Totals**



\* Includes releases to supervision via the provisions of the Kansas Sentencing Guidelines Act of 1993, as well as parole releases by action of the Kansas Prisoner Review Board

\*\*Figure can be a negative number for a particular month [since it is based on the total number whose last exit for the period (fiscal year to date) was via "out-to-court" minus the previous month's total, which can be a smaller or greater number].

Note: Returned from court appearance is included in the All Types Admission total; returned from escape are included in the All Type Releases total but not its own personal category and Inter-Jurisdictional transfers are included in the All Types Releases total (included in chart).

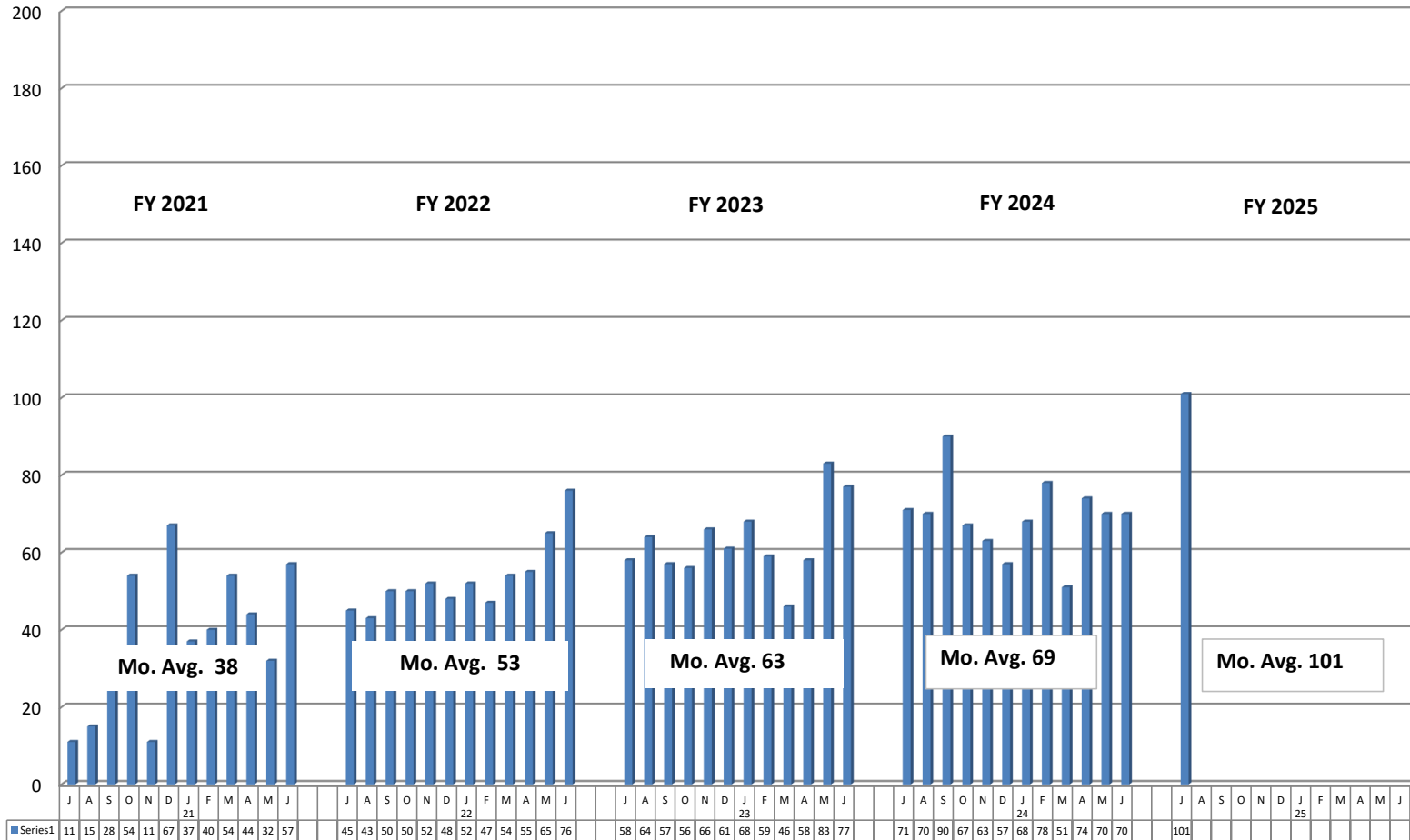
Note: Number of escapees and Non-Violator Return - No New Sentence is not included in the Admissions Data from OMIS rep ISR0445 In and out Admissions and Releases

FY 2025

Kansas Department of Corrections

Graphic Highlights -- Monthly Resident Population Report: July, 2024

**Number of Return Admissions for Condition Violations by Month** (Return by KDOC Action OMIS rpt: ISR0445 page1): **FY2021 - FY2025\***



\*Total number of admissions for violation of the conditions of release (no new sentence).

\*\*The average number of escapees returned has been excluded in the average - which is less than 1 offender average per mth.

Kansas Department of Corrections  
 End-of-Month Resident Population Report: July, 2024 (Month 1, FY 2025)

**Table 1**  
**Number of Inmates Confined and Average Daily Population: FY 2024 and FY 2025**

Correctional Facility	Number Confined			Average Daily Population***		
	6/30/2024	6/30/2024	Change	FY2024	FY2025	Change
<b>KDOC Facilities</b>						
<b>Lansing: Total</b>	<b>1,864</b>	<b>1,870</b>	<b>6</b>	<b>1,842</b>	<b>1,860</b>	<b>18</b>
Central	1,577	1,582	5	1,521	1,577	56
East	287	288	1	321	283	-38
**	-	-	0	-	-	0
<b>Hutchinson: Total</b>	<b>1,766</b>	<b>1,772</b>	<b>6</b>	<b>1,723</b>	<b>1,761</b>	<b>38</b>
Central	946	950	4	900	946	4
East	493	488	-5	495	490	-5
South	327	334	7	328	325	-3
Work Release	-	-	0	-	-	0
<b>El Dorado: Total</b>	<b>1,604</b>	<b>1,626</b>	<b>22</b>	<b>1,602</b>	<b>1,617</b>	<b>15</b>
Central (General Population)	966	938	-28	1,063	954	-109
Central - RDU	449	493	44	390	472	82
South-East	189	195	6	149	191	42
<b>Topeka: Total</b>	<b>850</b>	<b>849</b>	<b>-1</b>	<b>725</b>	<b>850</b>	<b>125</b>
Central (General Population)	758	750	-8	680	754	74
RDU	76	83	7	41	80	39
* Federal Inmates	-	-	0	-	-	0
Work Release	16	16	0	4	16	12
<b>Norton: Total</b>	<b>799</b>	<b>838</b>	<b>39</b>	<b>857</b>	<b>813</b>	<b>-44</b>
Central	671	711	40	734	686	-48
** East (Stockton) re-opened 9-2010	128	127	-1	123	127	4
<b>Ellsworth</b>	<b>753</b>	<b>753</b>	<b>-</b>	<b>656</b>	<b>893</b>	<b>237</b>
General Population	890	898	8	656	893	237
Work Release	-	-	0	-	-	0
<b>Winfield: Total</b>	<b>1,078</b>	<b>1,083</b>	<b>5</b>	<b>649</b>	<b>1,074</b>	<b>425</b>
Central	829	831	2	495	825	330
Wichita Work Release	249	252	3	154	249	95
<b>Larned LCMHF Total</b>	<b>532</b>	<b>534</b>	<b>2</b>	<b>520</b>	<b>534</b>	<b>14</b>
Central	296	296	0	295	295	0
South	236	238	2	225	239	14
West	-	-	0	-	-	0
Work Release	-	-	0	-	-	0
House Arrest	-	-	0	-	-	-
<b>Subtotal: KDOC Facilities</b>	<b>9,384</b>	<b>9,325</b>	<b>-59</b>	<b>8,574</b>	<b>9,402</b>	<b>828</b>
<b>Non-KDOC Facilities</b>						
Larned State Hospital	3	3	0	4	3	-1
Contract Jail Placement [County]	7	6	-1	-	6	6
Contract Jail Placement [Out-Of-State]	-	-	0	-	-	6
** Labette CCC	-	-	0	-	-	0
Johnson County Res. Center (WR)	10	10	0	12	10	-2
<b>Subtotal: Non-KDOC Facilities</b>	<b>20</b>	<b>19</b>	<b>-1</b>	<b>16</b>	<b>19</b>	<b>3</b>
<b>Total: All Facilities/Placements</b>	<b>9,404</b>	<b>9,344</b>	<b>-60</b>	<b>8,590</b>	<b>9,421</b>	<b>831</b>
<b>Female Population (included in totals above)</b>						
Topeka -Total	850	851	1	723	851	128
Winfield (WWR)	-	-	0	-	-	0
Contract Jail Placement [County]	-	-	0	-	-	0
Contract Jail (Jo. Co. Res. Center)	-	1	1	1	-	1
Larned State Hospital	2	2	0	3	2	0
** Labette CCC	-	-	0	-	-	0
House Arrest	-	-	0	-	-	0
<b>Subtotal: Females</b>	<b>852</b>	<b>854</b>	<b>2</b>	<b>727</b>	<b>853</b>	<b>126</b>

\* Federal inmates housed at TCF under contract between the Federal Bureau of Prisons and the Kansas Department of Corrections.

\*\* Housing unit closed (or placement option removed) during FY 2009 because of budget constrictions. NCF-East (Stockton) re-opened 9-2010.

\*\*\* Average Daily Population (ADP) columns: Because of rounding, the sum of the units might not equal the total for the facility. And, the sum of the facilities might not equal the grand total. Does not include House Arrest

Data comes directly from OMIS rpt: ISR0333 monthly Population Report

Kansas Department of Corrections  
End-of-Month Resident Population Report: July, 2024 (Month 1, FY 2025)

**Table 2**  
**Total Admission and Release Events: FY 2023, FY 2024, FY 2025**

Type of Admission	Total Admissions			Avg. Number Per Month		
	FY 2023	FY 2024	FY 2024	FY 2023	FY 2024	FY 2025
<b>Admissions by Court Action:</b>						
010-1010 New Court Commitment	1,893	1,821	178	157.8	151.8	178.0
010-1022 Sanction From Probation (CC)	117	58	1	9.8	4.8	1.0
010-2010 Probation Violator, No New Sentence	1,123	1,170	108	93.6	97.5	108.0
010-2020 Probation Violator, New Sentence	278	245	20	23.2	20.4	20.0
010-2022 Probation Violator, New Conviction	24	25	-	2.0	2.1	0.0
020-1020 Parole Violator, New Sentence	134	127	12	11.2	10.6	12.0
020-1025 Parole to Detainer, New Sentence	40	50	1	3.3	4.2	1.0
020-1022 Parole Violator, Pending New Sentence	49	12	-	4.1	1.0	0.0
020-2022 Cond Rel Violator Pend New Sentence	-	1	-	0.1	0.1	0.0
020-6020 Non Violator Return, New Sentence	1	24	1	0.1	2.0	1.0
<b>Subtotal: Court Commitments</b>	<b>3,659</b>	<b>3,533</b>	<b>321</b>	<b>294.4</b>	<b>294.4</b>	<b>321.0</b>
					0.0	0.0
020-4010 Return from Court Appearance	86	77	27	7.2	6.4	27.0
<b>Subtotal: Admission by Court Action</b>	<b>3,745</b>	<b>3,610</b>	<b>348</b>	<b>300.8</b>	<b>300.8</b>	<b>348.0</b>
<b>Return by KDOC Action:</b>						
020-1010 Parole Violator, No New Sentence	745	822	101	62.1	68.5	101.0
020-2010 Cond Rel Viol No New Sentence	-	1	-	0.1	0.1	0.0
020-6010 Non Violator Return No New Sentence	2	1	-	0.2	0.1	0.0
020-5010 Return from Escape	6	5	-	0.5	0.4	0.0
Par/CR/PRS/ Adm. Hold--Poss. Vio.	-	-	-	0.0	0.0	0.0
040-1010 Adm In lieu of Revoc. -Par/CR	-	-	-	0.0	0.0	0.0
<b>Subtotal: Return by KDOC Action</b>	<b>753</b>	<b>829</b>	<b>101</b>	<b>69.1</b>	<b>69.1</b>	<b>101.0</b>
<b>Inter-jurisdictional Transfer:</b>						
010-4010 Interstate/Fed Compact Received (Interstate)	2	4	-	0.2	0.3	0.0
020-3010 Ks Inmate Returned - Other Jurisdiction	21	29	4	1.8	2.4	4.0
<b>Subtotal: Inter-jurisdictional Transfer</b>	<b>23</b>	<b>33</b>	<b>4</b>	<b>1.9</b>	<b>2.8</b>	<b>4.0</b>
<b>Total: All Types of Admission</b>	<b>4,522</b>	<b>4,472</b>	<b>453</b>	<b>376.8</b>	<b>372.7</b>	<b>453.0</b>

Note: Totals may be slightly off when comparing to page 3 due to rounding.

Source: KDOC computerized report PGM-ISR0445 page1 Admission YTD.

\*Sanctions 120 days or less is 0 offenders; Sanctions 180 days or greater is 1 offenders

Kansas Department of Corrections  
End-of-Month Resident Population Report: July, 2024 (Month 1, FY 2025)

**Table 2 (continued)**  
**Total Admission and Release Events: FY 2023, FY 2024, and FY 2025**

Type of Release	Total Releases			Avg. Number Per Month		
	FY 2023	FY 2024	FY 2025	FY 2023	FY 2024	FY 2025
<b>Release to Post-incarceration Supervision**</b>	<b>3,621</b>	<b>3,638</b>	<b>328</b>	<b>301.8</b>	<b>303.2</b>	<b>328.0</b>
<b>Conditional Release</b>	<b>-</b>	<b>-</b>	<b>-</b>	<b>0.0</b>	<b>0.0</b>	<b>0.0</b>
<b>Expiration of Sentence</b>	<b>255</b>	<b>220</b>	<b>11</b>	<b>21.3</b>	<b>18.3</b>	<b>11.0</b>
<b>Commutation or Pardon</b>	<b>-</b>	<b>-</b>	<b>-</b>	<b>0.0</b>	<b>0.0</b>	<b>0.0</b>
<b>Inter-jurisdictional Transfer:</b>						
Kansas Inmate Released for Housing	15	5	1	1.3	0.4	1.0
Interstate/Fed. Inmate Released to Sending Juris. (C)	5	2	-	0.4	0.2	0.0
<b>Subtotal: Inter-jurisdictional Transfer</b>	<b>20</b>	<b>7</b>	<b>1</b>	<b>1.7</b>	<b>0.6</b>	<b>1.0</b>
<b>Court-ordered Release:</b>						
Probation	3	1	-	0.3	0.1	0.0
Returned Parolee Placed on Probation	-	-	-	0.0	0.0	0.0
Released on Appeal Bond	-	2	-	0.0	0.2	0.0
Released for Court Appearance	87	64	21	7.3	5.3	21.0
Other Final Release by Court Order	14	10	1	1.2	0.8	1.0
<b>Subtotal: Court-ordered Release</b>	<b>104</b>	<b>77</b>	<b>22</b>	<b>8.7</b>	<b>6.4</b>	<b>22.0</b>
<b>Escape</b>	<b>4</b>	<b>3</b>	<b>-</b>	<b>0.3</b>	<b>0.3</b>	<b>0.0</b>
<b>Death (All Causes)</b>	<b>35</b>	<b>49</b>	<b>3</b>	<b>2.9</b>	<b>4.1</b>	<b>3.0</b>
<b>Total: All Types of Release</b>	<b>4,039</b>	<b>3,994</b>	<b>365</b>	<b>336.6</b>	<b>332.8</b>	<b>365.0</b>

\* Certain types of transactions involving known temporary exits from a correctional facility have been excluded from the body of the table (release to court/return from court-282).

\*\* Includes releases to post-incarceration supervision via the provisions of the Kansas Sentencing Guidelines Act of July 1993, as well as parole releases by action of the Kansas Prisoner Review Board.

Note: Totals may be slightly off due to rounding when comparing to page 3

Kansas Department of Corrections  
 End-of-Month Resident Population Report: July, 2024 (Month 1, FY 2025)  
**Table 3**  
**Distribution of Resident Population by Type of Latest Admission:**  
**Comparison of June 30th, 2024 and July 31st, 2024**

*Note. The information presented here pertains to the inmate population on the specified dates and not to admissions during the period.*

Type of Admission [Latest Admission Per Master Record]		*Number of Residents		
Admission Code [OMIS]	Admission Description	6/30/2024	7/31/2024	Difference Nov Minus Dec
<b>Admission by Court Action:</b>				
010-1010	New Court Commitment	6,357	6,404	47
010-1022	Sanction from Probation	2	2	-
010-2010	Probation Violator, No New Sentence	1,143	1,157	14
010-2020	Probation Violator, New Sentence	716	712	(4)
010-2022	Probation Violator, New Conviction	49	47	(2)
020-1020	Parole Violator, New Sentence	515	516	1
020-1025	Parole to Detainer, New Sentence	62	61	(1)
020-1022	Parole Violator, Pending New Sentence	4	4	-
020-2020	Conditional Release Violator, New Sentence	11	11	-
020-2022	Conditional Release Violator Pending New Sentence	-	-	-
020-6020	Non-violator Return, New Sentence	39	37	(2)
040-1010	Admit in lieu of revocation of Parole/CR			-
<b>Subtotal: Latest Adm. as Court Commitment</b>		<b>8,898</b>	<b>8,951</b>	<b>53</b>
<b>Return by KDOC Action:</b>				
020-1010	Parole Violator, No New Sentence	447	485	38
020-2010	Conditional Release Violator, No New Sentence	3	1	(2)
020-5010	Return from Escape	-	-	-
020-6010	Non-violator Return, No New Sentence	2	2	-
050-1010	Par/CR/PRS/ Adm. Hold--Poss. Vio.			-
<b>Subtotal: Latest Adm. as Return by KDOC Action</b>		<b>452</b>	<b>488</b>	<b>36</b>
<b>Inter-jurisdictional Transfer:</b>				
010-4010	Interstate/Federal Compact Received	53	53	-
020-3010	Kansas Inmate Returned from Another Jurisdiction	1	1	-
<b>Subtotal: Latest Adm. as Inter-jurisdictional Transfer</b>		<b>54</b>	<b>54</b>	<b>-</b>
<b>Total: All Types of Admission (# of Offenders)</b>		<b>9,404</b>	<b>9,493</b>	<b>89</b>

\*The SAS POP end-of-month population figure sometimes varies slightly from the OMIS population report because the SAS file is generated at a different time of day than the OMIS population report and OMIS is a fluid database.



Kansas Department of Corrections

Graphic Highlights -- Monthly Resident Population Report (July, 2024)

**Number of Admissions for Probation Sanctions by YTD Reporting Month: FY2021 - FY2025**

